

Welcome Parents!



Today's equipping time
will focus on

***How to Use the
Pathfinders
Take-Home
Papers with
Your Child!***

Our time today ...

- Breakfast & Welcome
- What in the world do you *do* with my child in Pathfinders anyway?
- Let's start with the basics ...



Our time today ...

- My kid's staring at me; now what?
- Getting going ...
- Closing Prayer




Breakfast & Welcome



- Highs & Lows
- Opening Prayer


What in the world do you *do* with my child in Pathfinders anyway?

- Share highs and lows;
- Pray; Give your child opportunities to pray aloud;
- Learn a Bible story and key verse;




What in the world do you *do* with my child in Pathfinders anyway?

- Applying the key verse and lesson from the Bible story to the children's lives;



What in the world do you *do* with my child in Pathfinders anyway?

- Follow-up activities to reinforce the story and key verse;
 - Songs, Games, Crafts, etc.



If you do all that in Pathfinders, why is it necessary to do anything more at home?

- 3 – 165 – 168
- Deuteronomy 6:5-9
- Building stronger families in Christ Jesus ... Developing families of faith!



Let's start with the basics ...



- Part of a daily routine;
- Know yourself and your child;
 - When, where and for how long
 - Mood


Let's start with the basics ...

- Be realistic:
 - Stubbornness v. over-stimulation/exhaustion
 - Don't push too hard or for too long
- Keep it fun!



Let's start with the basics ...

- Time and location without distractions
- Focus on application
 - Training children to know and **RESPOND** to the Word of God
- Participate yourself, but keep the focus on your child



My kid's staring at me; now what?

- Be in the word and prayer daily; pray for God's guidance as you lead your child in devotions;



- On day 1, re-read the story with your child using the take-home papers; each subsequent day, use a song, activity in the take-home papers or the activity page to review.


My kid's staring at me; now what?

- Every day
 - Review the key verse; repeat over and over again
 - Ask follow-up questions to ensure your child understands and can apply the lesson and key verse to his or her life



My kid's staring at me; now what?

- Close with a prayer that relates to the key verse!



My kid's staring at me; now what?

- For Older Children:
 - Practice navigating Bible by looking up the key verse
 - Let child take the lead in retelling the story



Review ...

- Be in the word and prayer daily; pray for God's guidance as you lead your child in devotions;




- On day 1, re-read the story with your child using the take-home papers; each subsequent day, use a song, activity in the take-home papers or the activity page to review.

Review ...

- Every day
 - Review the key verse;
repeat over and over again
 - Ask follow-up questions to
ensure your child
understands and can apply
the lesson and key verse to
his or her life
 - Close with a prayer that
relates to the key verse!



Getting Going ...



- Knowing yourself and your child, when might be a good time to do a daily devotion together? What might be some good places to do them?
- When and where can you spend 15 minutes having your own devotional time?
- What are some challenges you will have to overcome to put into practice what you learned today? How can you overcome those challenges?

Closing Prayer

